

How to use JustGiving to fundraise for Good Neighbours UK

JustGiving is a simple and straightforward way to fundraise online for Good Neighbours UK. With just a few clicks you can start raising money to empower people and transform communities through personal and group challenges of your choice.

Contents

Before you set up your JustGiving Page

Setting up your Just Giving page

Setting up a team on JustGiving

Sharing your JustGiving page

Where can I go for help

Before you set up your JustGiving page

Before you set up your page, there are some key things you will want to think about:

- What are you raising money for? Is it for Good Neighbours generally or a specific appeal like the Good Water Project?
- What is the amount you would like to raise?
- How will you be raising your money? Will it be an organised event, like joining a marathon, or something you are organising yourself, like a baking sale or a physical challenge?

Setting up your JustGiving page

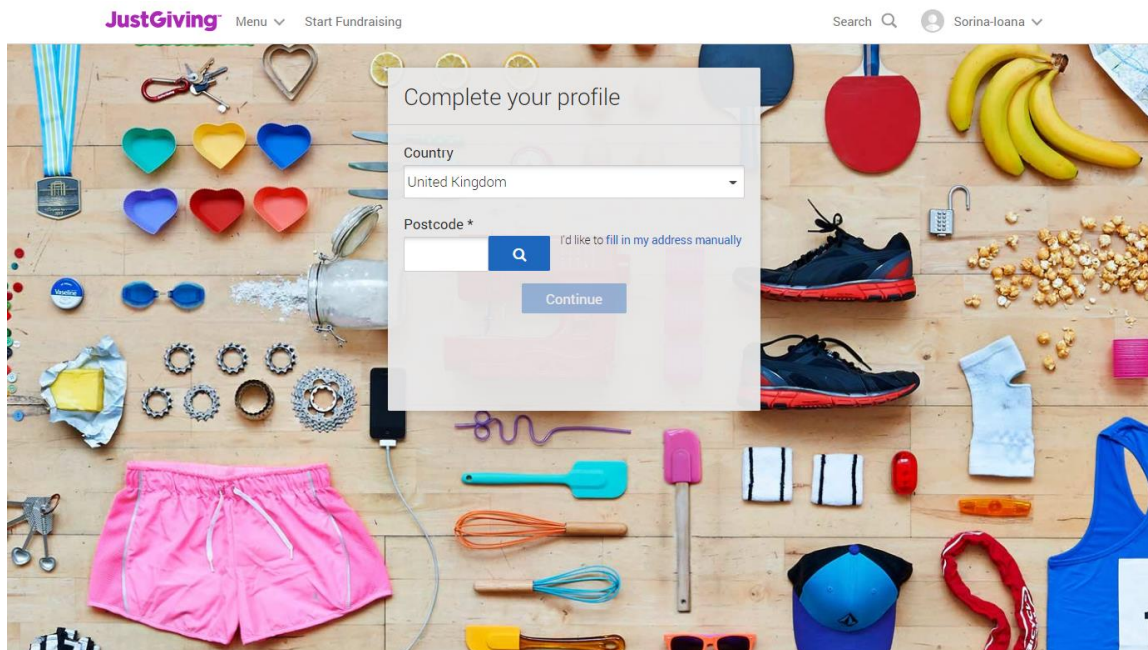
Follow the written instructions below to find out how to set up a JustGiving page.

1. Navigate to the JustGiving website at [justgiving.com](https://www.justgiving.com) or use a search engine (eg. Google) to search for JustGiving
2. In the top right corner of the JustGiving page choose *Log In* or *Sign Up*. Simply insert your name and surname, your email address and a password according to the password guidelines provided by the JustGiving platform.

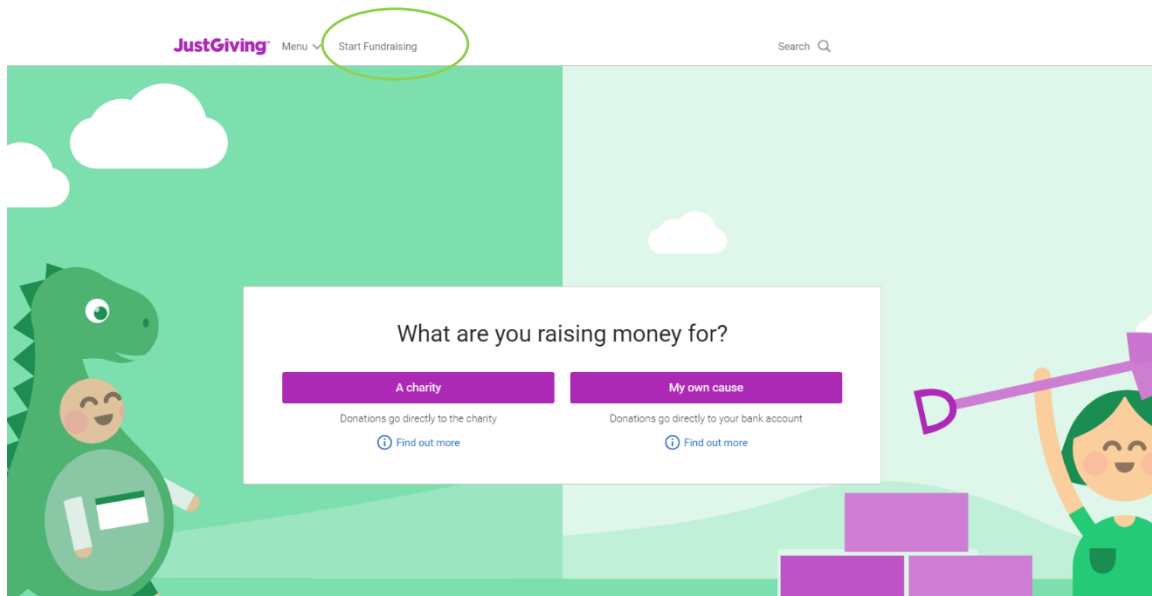
Please note, if you have donated to a JustGiving page before you will have a log in already. If you need a password reminder, just choose *Forgot your Password*



3. If you're a new member, the JustGiving platform will ask you to complete your profile by choosing your country of residence and postcode. This will enable the system to automatically fill in your details. Alternatively, select *I'd like to fill in my address manually*.



4. If you're simply logging in click on *Start Fundraising* located on the top left in the navigation bar. This redirects you to a new page where you will be asked 'What are you raising money for?'. Select *A charity*.




5. Search for the cause you want to support by typing Good Neighbours UK into the search box. Once Good Neighbours UK appears in the search results, click *Select*.

Step 1 of 3


Search for the cause you want to support

Good Neighbours UK All countries




Good Neighbours UK
United Kingdom

Good Neighbours UK fundraises and manages projects locally, nationally and internationally. We work to ensure vulnerable people can exercise their...



Ivers Good Neighbours
United Kingdom

The Ivers **Good** Neighbour Scheme was set up to provide a much needed service to the Iver Heath, Iver & Richings Park villages. We offer transport to...



Good Neighbour Foundation
United States of America

6. JustGiving will ask you to choose a preferred method to fundraise. Choose to sign up to an official event or to undertake a personal challenge from the options displayed.



Emergency aid
Raise money during an emergency (e.g. Covid-19 outbreak).



Fitness at home
Set yourself a physical challenge and track your progress with Strava.



Virtual gathering
Use live streaming or video calls to host an online quiz or social events.



Gaming
Take part in a sponsored gaming marathon or competition.

Looking for something else?



Taking part in an event
From a marathon, triathlon or charity bike ride to a sponsored walk or trek. Raise money for any official event.



Celebrating an occasion
Ask friends for donations rather than birthday or wedding gifts.



Remembering someone
Pay tribute to a loved one by collecting donations for a cause they cared about.



Doing your own thing
Shave your head, give up chocolate, do something unique...

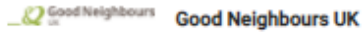
Popular events

Aug	London Landmarks Half Marathon 2021
1	Running / marathons
2021	

Oct	Manchester Marathon 2021
10	Running / marathons
2021	

7. Once you have selected your challenge, fill in the accompanying form by selecting the Event Type, Name and Date. Next, choose your fundraising web address which will be the official link you will share with friends and sponsors for the duration of your fundraiser.

You're raising money for



Tell us about your event

Event type

a personal run / marathon ▼

Event name

Event date (optional)

dd/mm/yyyy

I'm doing this in memory of someone

Choose your fundraising page web address

www.justgiving.com/fundraising/

Gift Aid allows UK charities to reclaim an extra 25% on eligible donations.

Your page can claim Gift Aid if:

- You're not asking for donations in exchange for goods, services or other benefits; and
- Your charity isn't contributing to the cost of your fundraising.

Yes, my page can claim GiftAid

No, my page isn't eligible

[Learn more about Gift Aid](#)

I'm happy for Good Neighbours UK to keep me informed, by email, about the impact of my fundraising and other ways to stay involved including future events, campaigns and appeals.

Yes please, opt me in

No thanks, opt me out

NOTE: Good Neighbours UK will receive your details and may need to contact you to support you in this fundraising effort. You can update your preferences directly with Good Neighbours UK.

By clicking 'Create your page', you agree to our [Terms of Service](#), our [Privacy Policy](#), and have read the [Fundraising Regulator's Guidance Notes](#).



Create your page

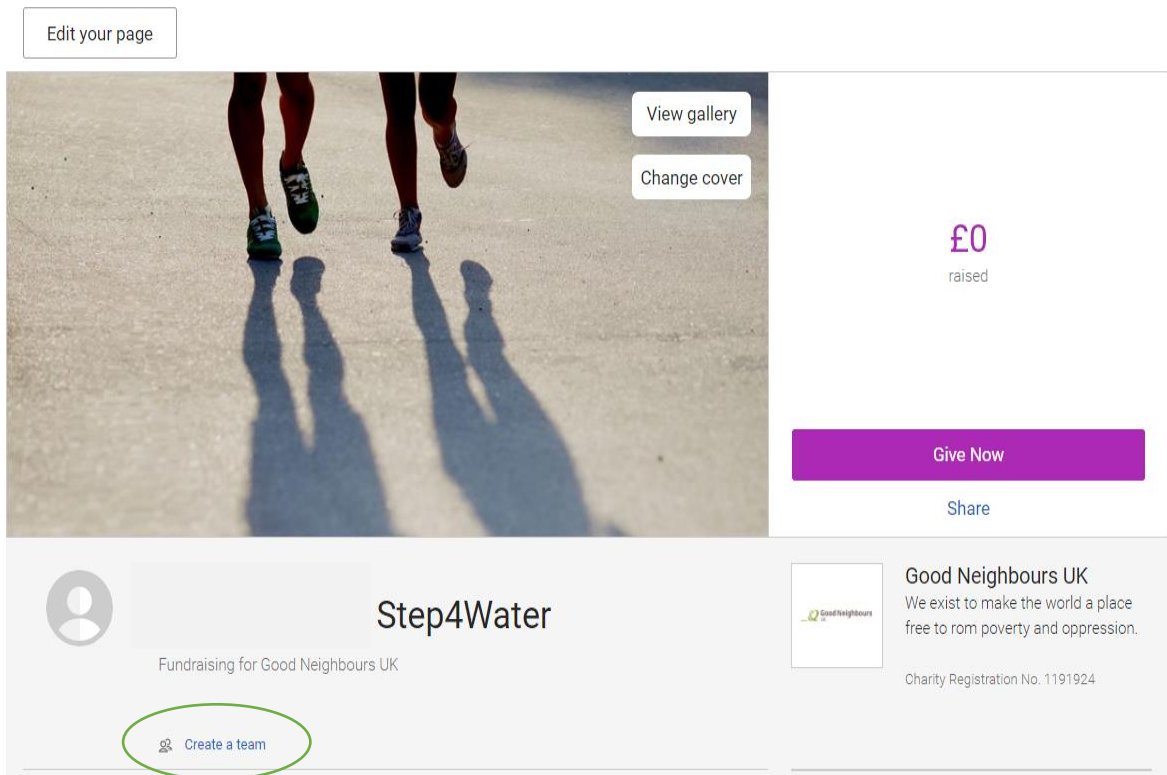
8. You will also be given the option to select whether your page can claim GiftAid. If you're not asking for donations in exchange for goods, services or other benefits and Good Neighbours UK isn't contributing to the cost of your fundraising, your page can claim GiftAid. Next, select if you would like Good Neighbours UK to keep you informed of future events, campaigns and ways to get involved. Once you click on the *Create your page* button, you're ready to start fundraising and bring good change to the world.

9. Once your page is created you can edit all the elements of your page including the cover photo, name of the page, story, fundraising target and personal thank you message. You can also add regular updates to your page if you wish. It makes a real difference if you personalise your story, particularly if you are doing something unique or fundraising for something specific.

Setting up a team on JustGiving

If you are fundraising as a Good Neighbours UK group you might want to create a team. This means you will appear as your team name and that members fundraising to support you can create their own personal or individual sub-fundraising pages.

1. Set up your own fundraising page following the instructions under 'Setting up your JustGiving page'.
2. When you have set up your own page, navigate to your personal page and choose *Create a team*. Team members will be able to connect their own fundraising pages to the team page.



3. Select your Team name and click *Let's go*. Your team members pages will automatically support your chosen charity and join the same campaign and event by default.

As team captain, you can edit your page settings to allow fundraising for any charity, campaign or event at any time.

Create a team

Team members will be able to connect their own fundraising pages to the team page.

Team name

Good Neighbours UK

82

Let's go!

If your team members don't need their own fundraising pages, you can add their names to a single shared fundraising page without creating a team.

4. Bring your team page to life by adding a photo and writing your story like in the example below. Alternatively, you can choose to *Skip this step*.

Team story

We love running. Running to work. Running to the shops. Running for pleasure, running together - you get the idea.

Now we run for a more meaningful purpose: to raise funds for Good Neighbours UK's Good Water Project.

When we think of water - whether it's for cooking, washing or showering we often forget how precious it is as a resource, or how scarce it is for so many people around the world. GNUK's Good Water Project is trying to change that and help vulnerable communities get access to clean water, enabling children to go to school instead of walking an average of 4 hours to collect water from the nearest river or well.

By sponsoring our team run you are helping Good Neighbours UK restore childhoods and allowing children to play, learn and stay healthy to enjoy their childhood, just like we have done once!

T “ 🔗 🖼️ 📹

Continue

5. Set fundraising targets and a link for your team page. You can fundraise any amount you wish, simply add the total sum in the box provided along with a team page link.

6. Select *Create your team*. This will redirect you to your team page where you can invite team members to join the group and start fundraising. Group members can create their own fundraising pages connected to your team page. Supporters can donate to the team page or the sub-fundraising pages set up by individual group members.

The image shows two side-by-side screenshots from the JustGiving website. The left screenshot is titled 'Team settings' and includes a sub-header 'Set fundraising targets and a link for your team page.' It features a 'Team fundraising target' section with a text input field containing '£ 0' and a dropdown menu set to 'GBP'. Below this is a note: 'You can change your target at any time.' and a link 'Set a target for team members'. The 'Team page link' section shows the URL 'justgiving.com/team/' and an empty input field with the example 'e.g. teamrudge'. A purple button labeled 'Create your team' is at the bottom. The right screenshot is titled 'Your team page' with the sub-header 'Invite friends to join your team and start fundraising together.' It features a photo of two people running. Below the photo, the team name is 'Good Neighbours UK', followed by 'Fundraising for Good Neighbours UK', 'Event: Step4Water', and '1 member'. A purple button labeled 'Invite team members' is at the bottom, with another purple button labeled 'Go to my team page' below it.

Sharing your JustGiving Page

To raise money with your JustGiving page, you will want to share it with your friends, family and your social media contacts. You can do this in a number of ways:

1. Share your page via a short link.

Copy the URL of your donation page. This is the short link that other can use to make a donation. To access the link log in into your JustGiving account and navigate to your donation page.

Edit your page



View gallery

Change cover



Be the first to donate!

Give Now

Share



Step4Water

I am fundraising for Good Neighbours UK because I want to be able to make a difference

Team: Good Neighbours UK



Good Neighbours UK
We exist to make the world a place free from poverty and oppression.

Charity Registration No. 1191924

2. Share your page via email or social media

By sharing your page via social media or email you will make sure that your friends and family know about your fundraising efforts directly. Make sure you are logged in and navigate to your donation page. On the right hand side of the page, underneath your fundraising target, choose *Share*.

Edit your page



View gallery

Change cover



Be the first to donate!

Give Now

Share



Step4Water

I am fundraising for Good Neighbours UK because I want to be able to make a difference

Team: Good Neighbours UK



Good Neighbours UK
We exist to make the world a place free from poverty and oppression.

Charity Registration No. 1191924

A pop-up screen will appear giving you the options to share your JustGiving page on different social media platforms including via Twitter, Facebook or Email. Select your preferred social media channel or publish on all of them and to let the world know about your fundraiser and get people to support you.

Where can I go for help?

JustGiving has lots of articles and information on how to set up, edit and manage your fundraising appeal. Go to <https://help.justgiving.com/hc/en-us> to find out more.

You can also contact us at step4water@goodneighbours-uk.org and we'll be happy to help.

Thank you for fundraising for Good Neighbours UK, your support is helping to empower people and transform communities.